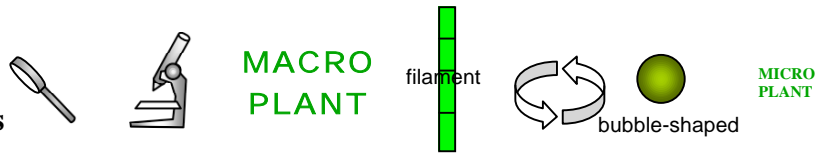


# Derbesia marina

(Lyngbye) Solier, including *Halicystis ovalis*

50.690

## Techniques needed and plant shapes



## Classification

Phylum: Chlorophyta; Order: Derbesiales; Family: Derbesiaceae

## \*Descriptive name

green threads (spore plant) and § green eyeballs (sexual plant)

## Features of the spore plant

plants bright green, 10-40mm tall on rock, threadlike, sparsely branched with no visible cross-walls

## Features of the sexual plant

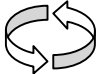
plants only 3-10mm tall, balloon-shaped, on encrusting red coralline algae (previously called *Halicystis marina*)

## Variations

chloroplasts may be lens-shaped or circular

## Special requirements:

### spore plant



### sexual plant



1. view the rarely-divided (*coenocytic*) threads, 30-40µm wide
  2. find the dark, egg-shaped spore sacs (sporangia) 80-105µm long, cut off from the filaments by a *double* partition.
- view the chloroplasts that have no central spots (pyrenoids)

## Usual Habitat

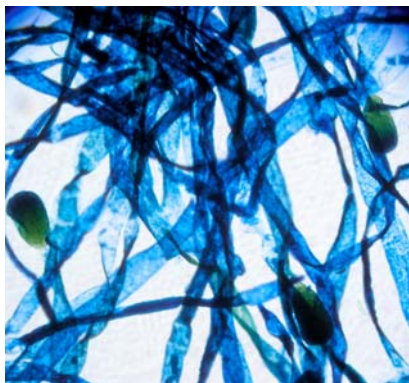
from S. Australia to Bruny I., Tasmania and Victoria, in shaded pools

## Similar Species

many filamentous algae such as *Cladophora* resemble the spore stage, but *Derbesia* spp have practically *no cross walls* *Derbesia tenuissima* has thicker filaments (50-80µm), larger chloroplasts *with* pyrenoids and larger, more spherical sporangia.

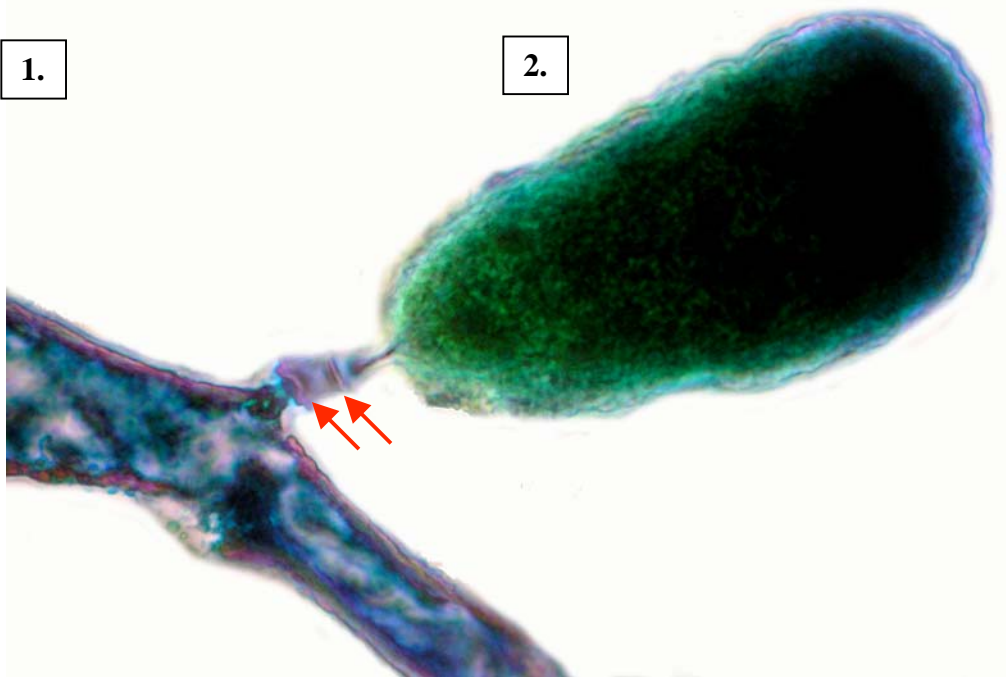
## Description in the Benthic Flora Part I, pages 289-291

### Details of Anatomy

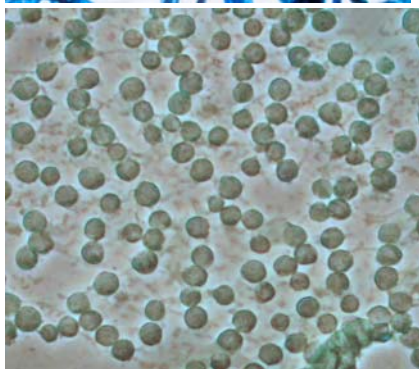


1.

2.



3.



Specimens of *Derbesia marina* viewed microscopically

1. filaments stained with aniline blue to highlight their sparse branching, absence of cross walls and 3 dark sporangia (slide 2725)
2. detail of an egg-shaped sporangium with the double partition in the neck (arrowed) (slide 2725)
3. highly magnified, rounded chloroplasts of the **sexual phase** (*Halicystis ovalis*), of *Derbesia marina*, showing the lack of a central dark pyrenoid (slide 15100)

\* Descriptive names are inventions to aid identification, and are not commonly used

§ name used in Edgar, G. *Australian Marine Life, 2nd Ed.* (2008)

“Algae Revealed” R N Baldock, S Australian State Herbarium, July 2005

The spore stage of *Derbesia marina*  
(Lyngbye) Solier (A52839)  
from Nora Creina, S. Australia



The sexual stage (*Halicystis ovalis*)  
of *Derbesia marina* (A63938), Ninepin  
Pt, SE Tasmania

\* Descriptive names are inventions to aid identification, and are not commonly used  
§ name used in Edgar, G. *Australian Marine Life, 2nd Ed.* (2008)  
“Algae Revealed” R N Baldock, S Australian State Herbarium, July 2005